

InfoVista Q1 FY06/07 Financial Results

October 26th 2006

Q1 FY07 Revenues

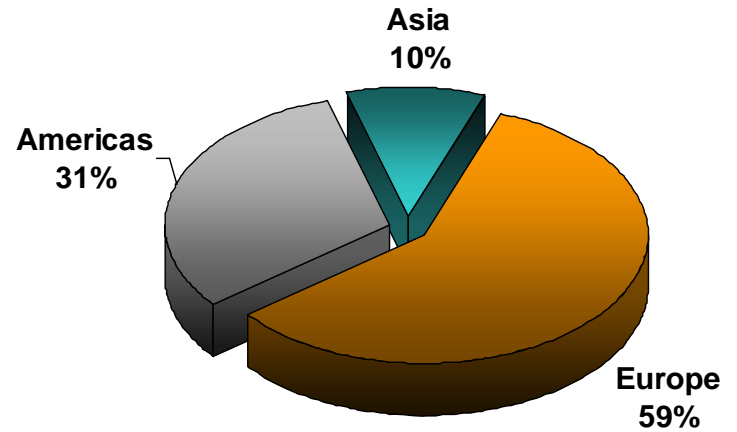
Q1 FY07		
€ 'k	Total Revenues	% of total
Total Revenues	9,171	100%
License Revenues	4,109	45%
Service Revenues	5,062	55%
<i>Maintenance Revenues</i>	<i>3,925</i>	<i>43%</i>
<i>Professional Services</i>	<i>1,137</i>	<i>12%</i>

Revenues per Geography and Verticals

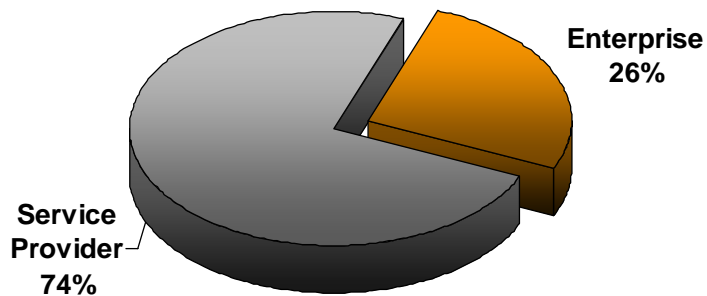
€ 'k

Europe	5,457	59%
America	2,805	31%
Asia	909	10%

Q1 FY07 Geographic breakdown



Q1 FY07 Target Market



€ 'k

	Q1 FY07	
	Total revenues	% of total
Service Provider	6,827	74%
Enterprise	2,344	26%

Q1FY07 Income Statement

	Q1 FY07	Q1FY06
Total Revenues	9,171	9,059
Gross Profit	7,370	7,180
Gross Profit Margin	80.4%	79.3%
Operating Expenses	7,692	7,656
Net Result	(135)	(453)
Diluted EPS	(0.01)	(0.03)

- Productivity improvement
 - Gross margin @ 80.4% or 1point of improvement compare to last year.
 - Operating expenses flat over same period last year
 - Net results improved to -€135k versus -€453k a year ago

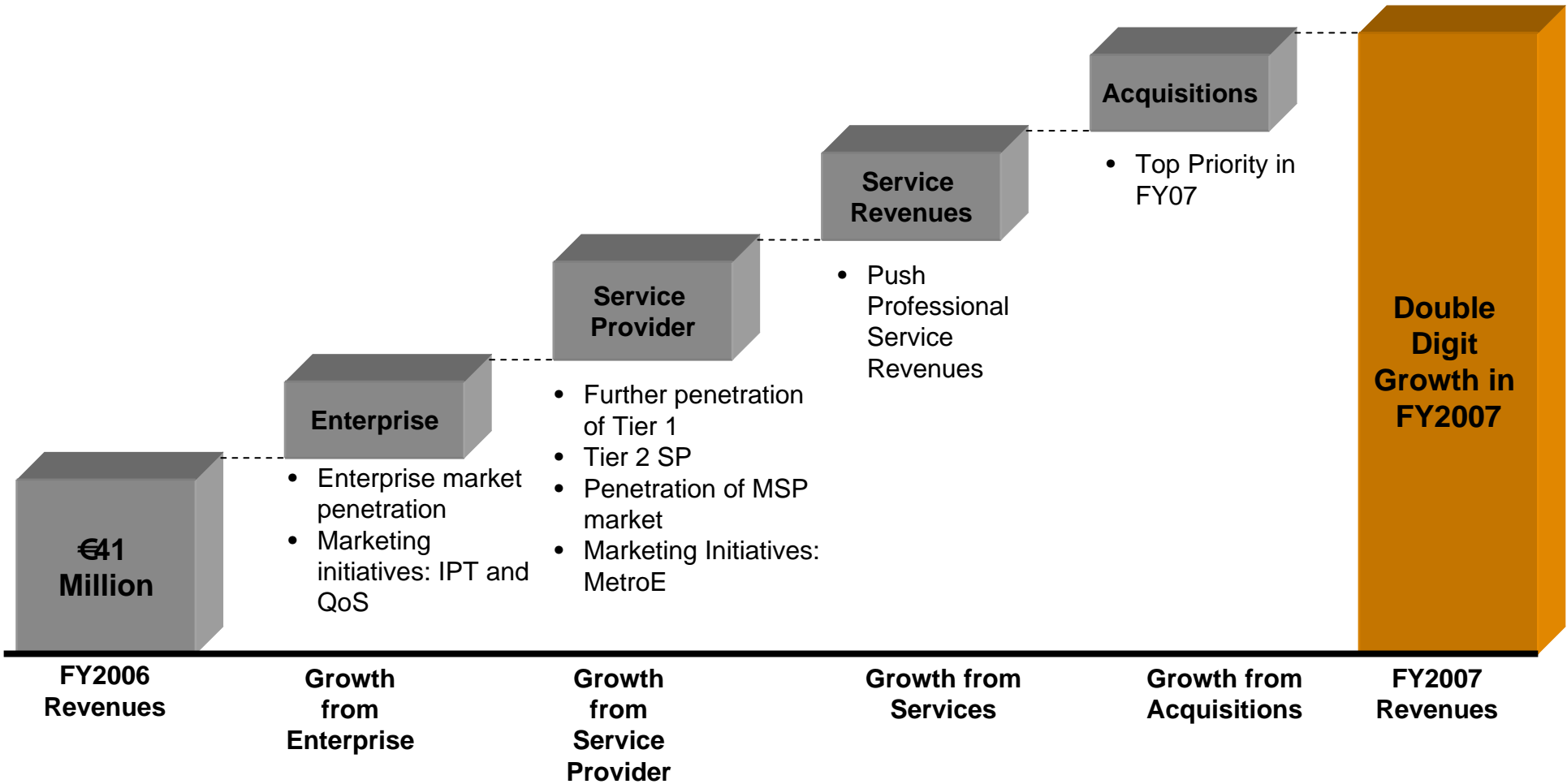
Strong Balance Sheet

€'k

Cash and Cash Equivalent	34,719	32,043
Receivables	9,786	10,900
Deferred Revenues	7,222	6,387
Long Term Debt	0	0
DSO	96	108

Operational Highlights

Achieving Double Digit Growth in FY07



InfoVista Q1 FY06/07 Financial Results

October 26th 2006